



# Birds




(An Emergent Reader Pack)


8.5 by 11 Teacher 'Big Book' Version




Pocket Chart Pictures



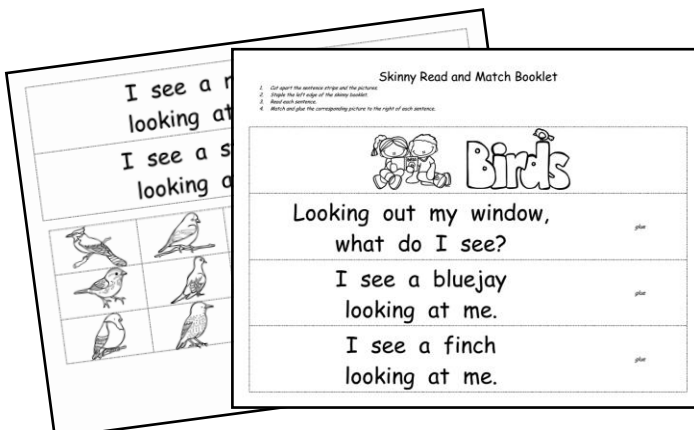
Black and White Printable Student Booklet



One Sheet Story




Skinny Read and Match Booklet




Copyright © 2015 by Michelle Hubbard  
[www.hubbardscupboard.org](http://www.hubbardscupboard.org) and [www.joyfulheartlearning.com](http://www.joyfulheartlearning.com)

Clipart from Educlips:  
<http://www.teachersnotebook.com/shop/edueclips/>



An Emergent Reader from [www.hubbardscupboard.org](http://www.hubbardscupboard.org) © 2015  
Clipart from Educlips.


Looking out my window,  
what do I see?





I see a bluejay looking at me.







I see a finch looking at me.



I see an owl looking at me.




I see a wren looking at me.




I see a hummingbird  
looking at me.







I see a sparrow  
looking at me.



I see a dove looking at me.



I see a mocking bird  
looking at me.



I see a cardinal looking at me.




I see a woodpecker  
looking at me.












I see a robin looking at me.









I see a starling  
looking at me.

# What do you see?



## Pocket Chart Pictures









An Emergent Reader from [www.hubbardscupboard.org](http://www.hubbardscupboard.org) © 2015


Clipart from Educlips



An Emergent Reader from [www.hubbardscupboard.org](http://www.hubbardscupboard.org) © 2015

Clipart from Educlips

Looking out my window,  
what do I see?




Looking out my window,  
what do I see?







I see a bluejay looking at me.




I see a bluejay looking at me.




I see a finch looking at me.



I see a finch looking at me.




I see an owl looking at me.




I see an owl looking at me.







I see a wren looking at me.




I see a wren looking at me.




I see a hummingbird looking at me.




I see a hummingbird looking at me.




I see a sparrow looking at me.




I see a sparrow looking at me.




I see a dove looking at me.



I see a dove looking at me.




I see a mocking bird looking at me.




I see a mocking bird looking at me.





I see a cardinal looking at me.



I see a cardinal looking at me.




I see a woodpecker looking at me.




I see a woodpecker looking at me.




I see a robin looking at me.



I see a robin looking at me.




I see a starling looking at me.




I see a starling looking at me.

What do you see?




What do you see?



# Birds

Looking out my window, what do I see?



I see a bluejay looking at me.



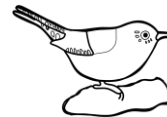
I see a finch looking at me.



I see an owl looking at me.



I see a wren looking at me.



I see a hummingbird looking at me.




I see a sparrow looking at me.



I see a dove looking at me.



I see a mocking bird looking at me.



I see a cardinal looking at me.



I see a woodpecker looking at me.



I see a robin looking at me.




I see a starling looking at me.



# Skinny Read and Match Booklet

1. Cut apart the sentence strips and the pictures.
2. Staple the left edge of the skinny booklet.
3. Read each sentence.
4. Match and glue the corresponding picture to the right of each sentence.



Looking out my window,  
what do I see?

*glue*

I see a bluejay  
looking at me.

*glue*

I see a finch  
looking at me.

*glue*

I see an owl  
looking at me.

*glue*

I see a wren  
looking at me.

*glue*

I see a hummingbird  
looking at me.

*glue*

I see a sparrow  
looking at me.

*glue*



I see a dove  
looking at me.

*glue*

I see a mocking bird  
looking at me.

*glue*

I see a cardinal  
looking at me.

*glue*

I see a woodpecker  
looking at me.


*glue*

I see a robin  
looking at me.

*glue*

I see a starling  
looking at me.

*glue*



# Thank You!

Thank you for choosing to use :



## (An Emergent Reader Pack)



If you have enjoyed this resource, you may also like the other FREE lessons and printables that are available at [www.hubbardscupboard.org](http://www.hubbardscupboard.org), including Bible Memorization charts, preschool curriculum, story book lessons, printable booklets, copywork, and more! We also have several other products available at our Joyful Heart Learning Teacher's Notebook shop [www.joyfulheartlearning.com](http://www.joyfulheartlearning.com) (some free and some for purchase).







[George Washington](#)  
& [Abraham Lincoln](#)



[Joyful Heart Bible and Rhyme](#)  
[Preschool Curriculum](#)  
for 3-5 year olds



[Celebrating CHRISTmas](#) & [Steps to the Cross \(Easter\)](#)  
Seasonal studies and craft ideas to help our children focus  
on the true meaning of these holidays!



[Word Family Word Work](#) & [CVC Word Work](#) & [Silent e Word Work](#) & [Joyful Heart Spelling Skills](#)  
Phonics and spelling that grow with your child!

Feel free to drop by and connect with us on Facebook, as well!

<http://www.facebook.com/hubbardscupboard>

Thank you, again!  
Michelle