

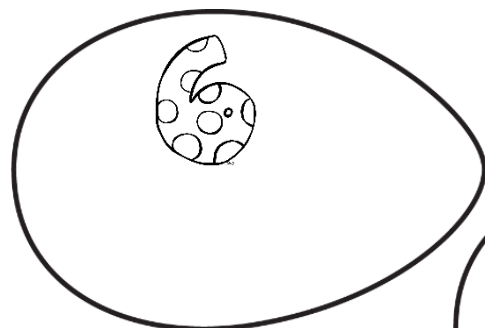

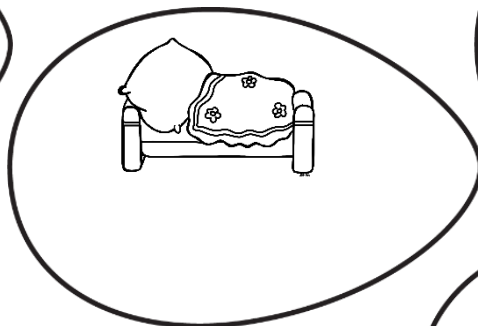


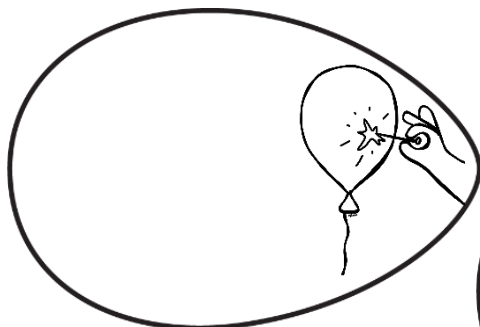





CVC

Word Eggs



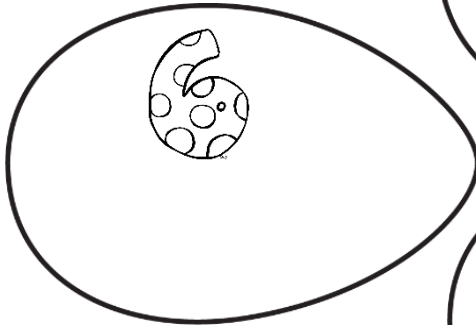
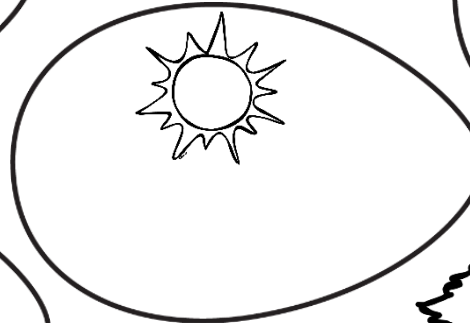
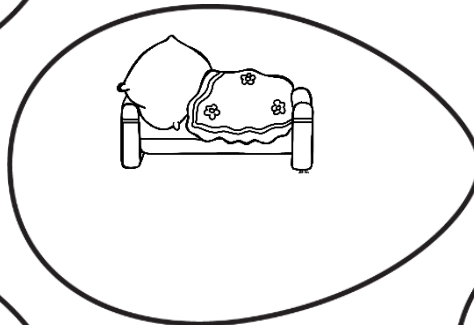

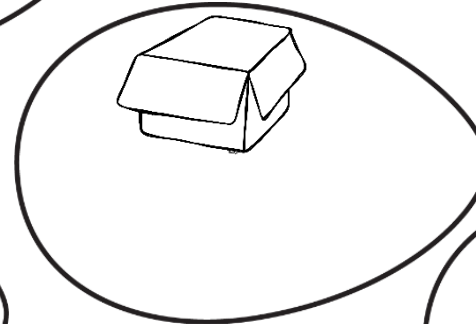
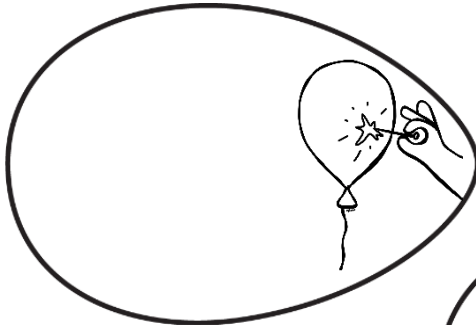


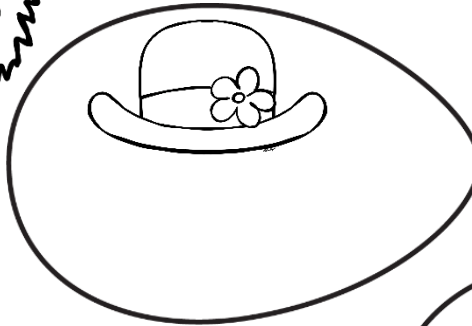
(Open an egg. Read the word. Last, glue the word to the matching picture.)



CVC

Word Eggs

(Open an egg and make a word that matches one of the pictures. Color the egg the same color as the plastic egg. Last, glue the word.)



bed	bed	bed	bed	bed	bed	bed	bed
box	box	box	box	box	box	box	box
cab	cab	cab	cab	cab	cab	cab	cab
hat	hat	hat	hat	hat	hat	hat	hat
hen	hen	hen	hen	hen	hen	hen	hen
jam	jam	jam	jam	jam	jam	jam	jam
pig	pig	pig	pig	pig	pig	pig	pig
pop	pop	pop	pop	pop	pop	pop	pop
six	six	six	six	six	six	six	six
sun	sun	sun	sun	sun	sun	sun	sun


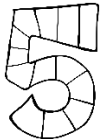

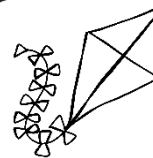

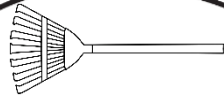
Cut and give one row of
words to each child.

<u>b</u>	<u>e</u>	<u>d</u>
<u>b</u>	<u>o</u>	<u>x</u>
<u>c</u>	<u>a</u>	<u>b</u>
<u>h</u>	<u>a</u>	<u>t</u>
<u>h</u>	<u>e</u>	<u>n</u>
<u>j</u>	<u>a</u>	<u>m</u>
<u>p</u>	<u>i</u>	<u>g</u>
<u>p</u>	<u>o</u>	<u>p</u>
<u>s</u>	<u>i</u>	<u>x</u>
<u>s</u>	<u>u</u>	<u>n</u>

Cut and place the letters for one word inside each CVC egg.

Silent e

Word Eggs



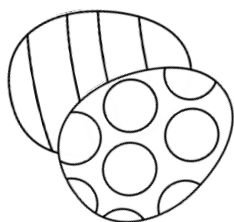
(Open an egg and make a word that matches one of the pictures. Color the egg the same color as the plastic egg. Last, glue the word.)

bike	bike	bike	bike	bike	bike	bike	bike
cave	cave	cave	cave	cave	cave	cave	cave
cone	cone	cone	cone	cone	cone	cone	cone
five	five	five	five	five	five	five	five
home	home	home	home	home	home	home	home
kite	kite	kite	kite	kite	kite	kite	kite
mule	mule	mule	mule	mule	mule	mule	mule
mute	mute	mute	mute	mute	mute	mute	mute
rake	rake	rake	rake	rake	rake	rake	rake
rope	rope	rope	rope	rope	rope	rope	rope

Cut and give one row of
words to each child.

<u>b</u>	<u>i</u>	<u>k</u>	<u>e</u>
<u>c</u>	<u>a</u>	<u>v</u>	<u>e</u>
<u>c</u>	<u>o</u>	<u>n</u>	<u>e</u>
<u>f</u>	<u>i</u>	<u>v</u>	<u>e</u>
<u>h</u>	<u>o</u>	<u>m</u>	<u>e</u>
<u>k</u>	<u>i</u>	<u>t</u>	<u>e</u>
<u>m</u>	<u>u</u>	<u>l</u>	<u>e</u>
<u>m</u>	<u>u</u>	<u>t</u>	<u>e</u>
<u>r</u>	<u>a</u>	<u>k</u>	<u>e</u>
<u>r</u>	<u>o</u>	<u>p</u>	<u>e</u>

Cut and place the letters for one word inside each silent e egg.




Thank You!

Thank you for choosing to use :


CVC and Silent e Word Eggs

If you have enjoyed this resource, you may also like the other FREE lessons and printables that are available at www.hubbardscupboard.org, including Bible Memorization charts, preschool curriculum, story book lessons, printable booklets, copywork, and more!



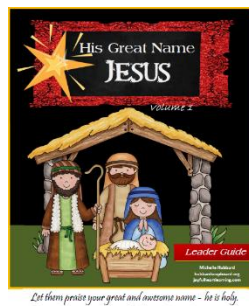
We also have several other products available at our Joyful Heart Learning Teacher's Notebook shop www.joyfulheartlearning.com (some free and some for purchase).



[Joyful Heart Bible and Rhyme Preschool Curriculum](#)
for 3-5 year olds



[Celebrating CHRISTmas](#) [His Great Name](#), and [Steps to the Cross \(Easter\)](#)
Seasonal studies and craft ideas to help our children focus
on the true meaning of these holidays!



[Word Family Word Work](#) , [CVC Word Work](#) , [Silent e Word Work](#) , [Vowel Team Word Work](#),
[Joyful Heart Spelling Skills](#), and [Spelling through Scripture](#)

Phonics and spelling that grow with your child!

Feel free to drop by and connect with us on Facebook, as well!

<http://www.facebook.com/hubbardscupboard>

Thank you, again!

Michelle