

+

=

Feather Addition

1

2

3

4

1

2

3

4

5

6

7

8

5

6

9

10

11

12

Feather Addition

- 1) Shape playdough into a bird shape.
- 2) Roll the dice.
- 3) Find numeral and place on mat.
- 4) Place that same number of feathers in your playdough bird.
- 5) Repeat steps 2-4.
- 6) Count the total and place the numeral to show the final sum.





Thank You!

Thank you for choosing to use :


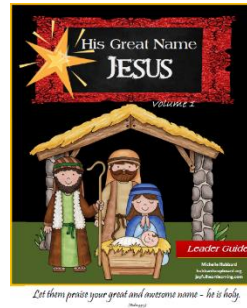

Feather Addition

If you have enjoyed this resource, you may also like the other FREE lessons and printables that are available at www.hubbardscupboard.org, including Bible Memorization charts, preschool curriculum, story book lessons, printable booklets, copywork, and more!







We also have several other products available at our Joyful Heart Learning Teacher's Notebook shop www.joyfulheartlearning.com (some free and some for purchase).



[Joyful Heart Bible and Rhyme](#)
[Preschool Curriculum](#)
for 3-5 year olds



[Celebrating CHRISTmas](#) [His Great Name](#), and [Steps to the Cross \(Easter\)](#)
Seasonal studies and craft ideas to help our children focus
on the true meaning of these holidays!



[Word Family Word Work](#) , [CVC Word Work](#) , [Silent e Word Work](#) , [Vowel Team Word Work](#),
[Joyful Heart Spelling Skills](#), and [Spelling through Scripture](#)

Phonics and spelling that grow with your child!

Feel free to drop by and connect with us on Facebook, as well!

<http://www.facebook.com/hubbardscupboard>

Thank you, again!

Michelle