

This file is for personal and classroom use only. You may NOT host this file on your own or other sites, alter and/or sell this file, or use items from this file for sale or profit.

If you desire to share this material with others, please pass along this link:

<http://www.hubbardscupboard.org/science>

Thank you!

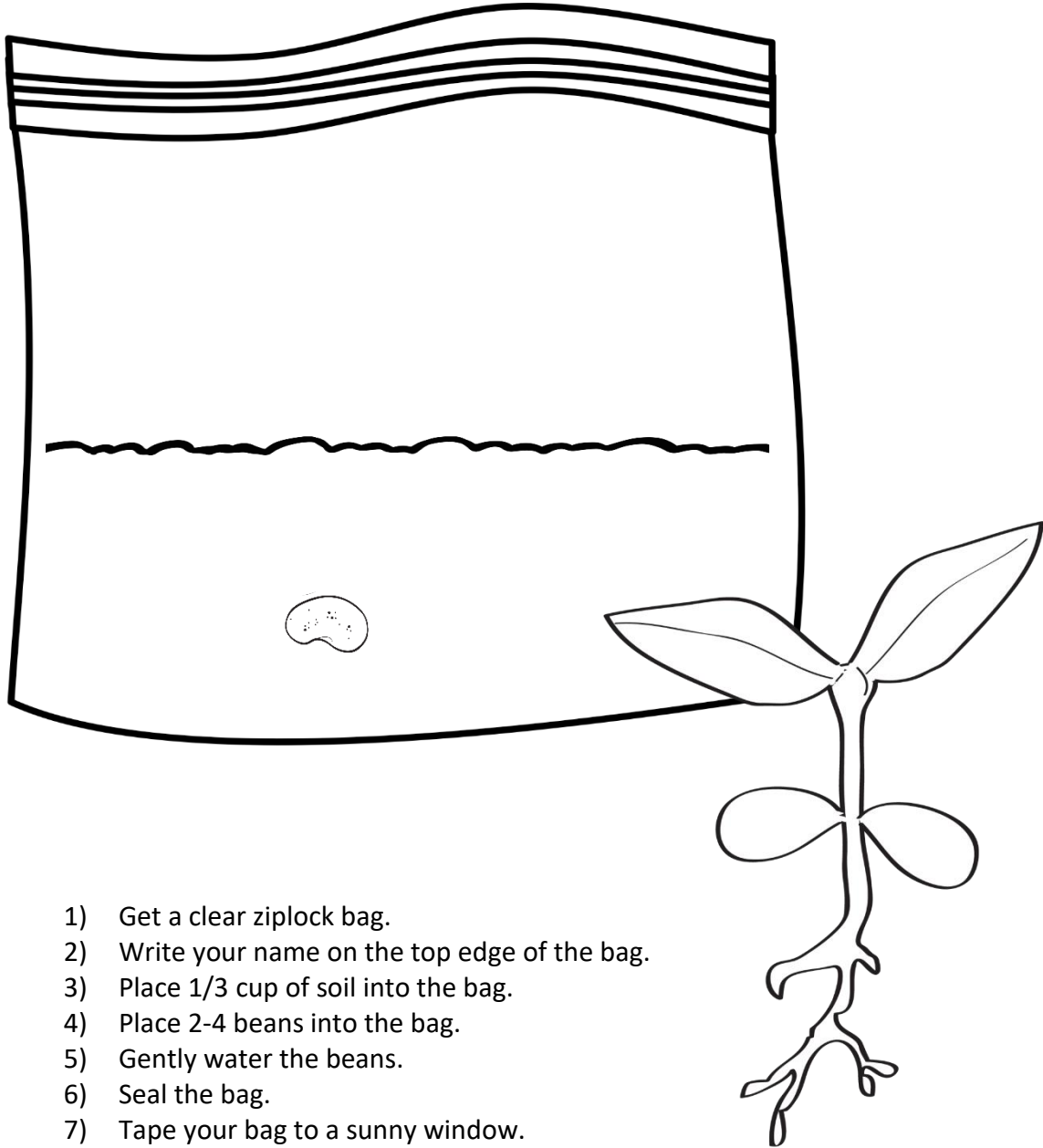
Clipart from the following resources:

[Educlips](#)

[The Painted Crow](#)

[Ashley Hughes](#)

Germination: Watch it Grow!



- 1) Get a clear ziplock bag.
- 2) Write your name on the top edge of the bag.
- 3) Place 1/3 cup of soil into the bag.
- 4) Place 2-4 beans into the bag.
- 5) Gently water the beans.
- 6) Seal the bag.
- 7) Tape your bag to a sunny window.
- 8) Each day, for 12 days, keep track of your seed.
Draw any changes that you see.
Write down any observations.
Also, measure and record your plant's growth in centimeters.

My Germination Booklet

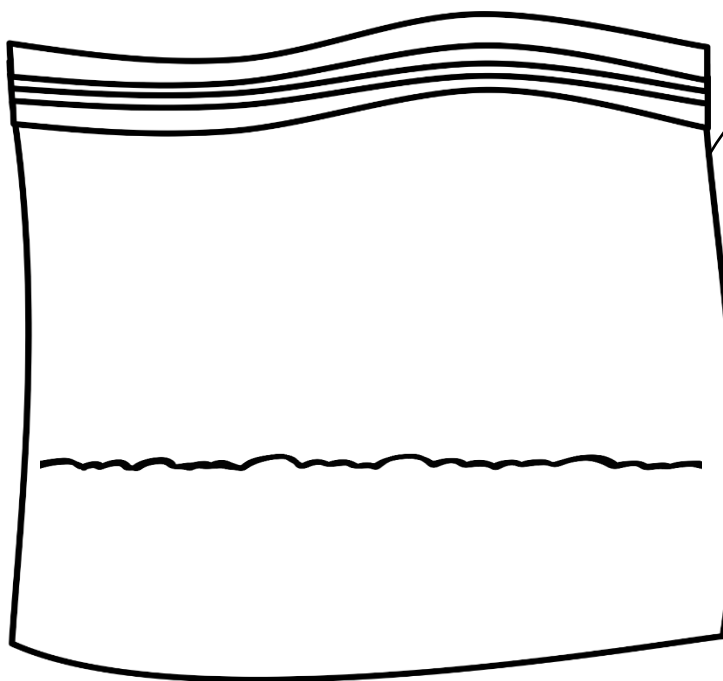
From Seed to Plant



Plant Growth

6 cm.												
5 cm.												
4 cm.												
3 cm.												
2 cm.												
1 cm.												
0 cm.												
	Day 1	Day 2	Day 3	Day 4	Day 5	Day 6	Day 7	Day 8	Day 9	Day 10	Day 11	Day 12

Day _____ **Date:** _____

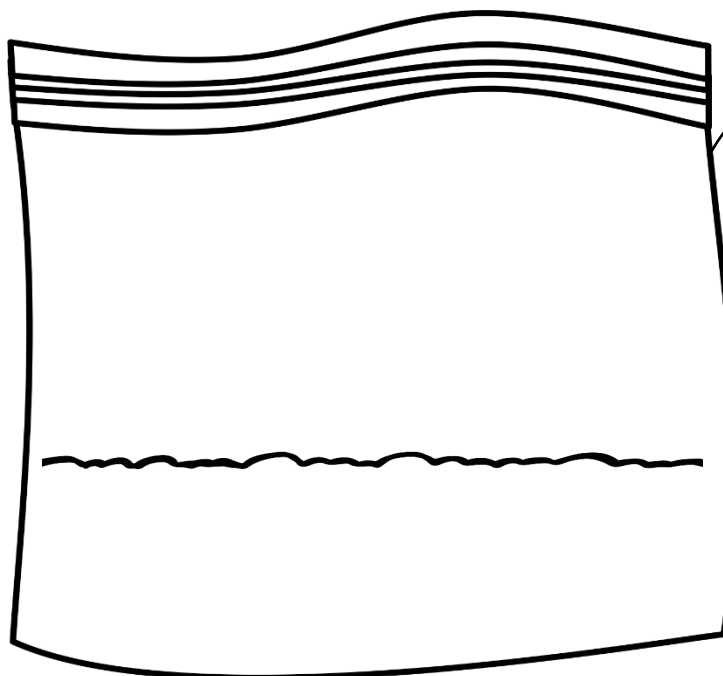


My Observations:

Measurement:

_____ *centimeters*

Day _____ **Date:** _____

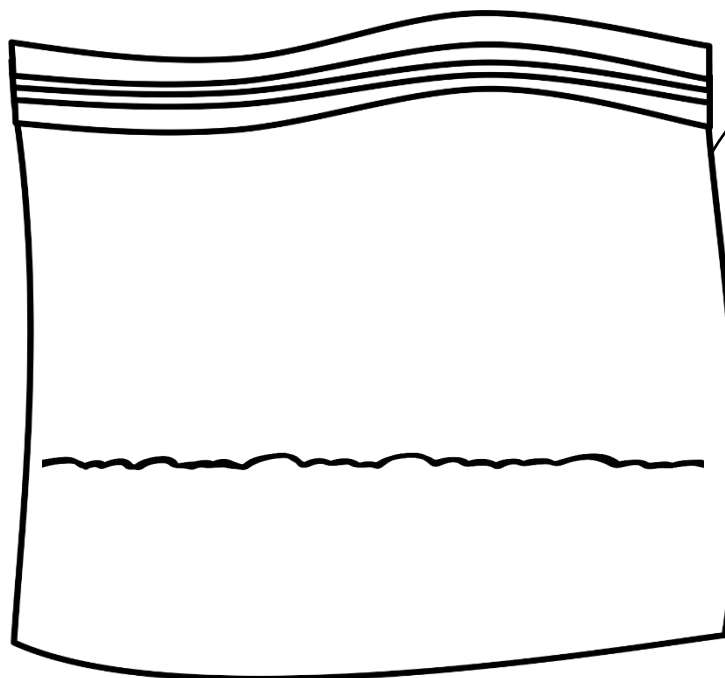


My Observations:

Measurement:

_____ *centimeters*

Day _____ **Date:** _____

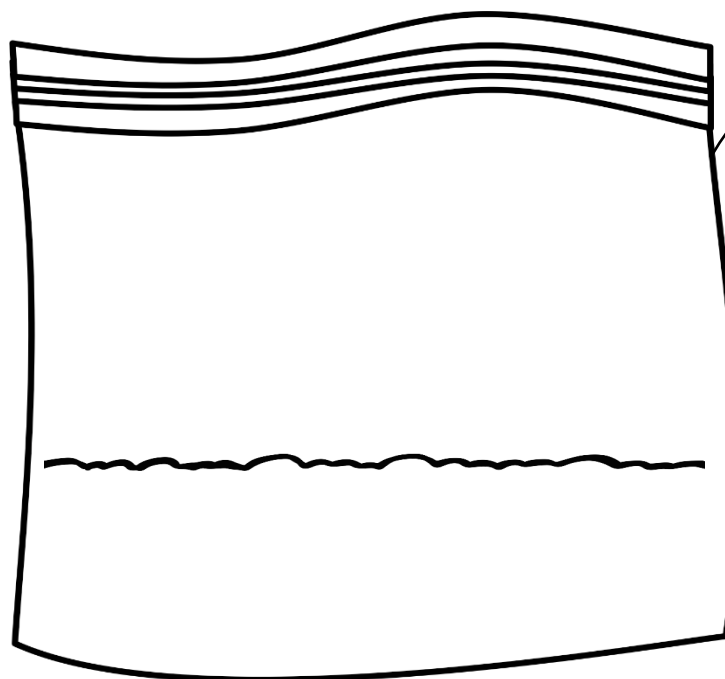


My Observations:

Measurement:

_____ **centimeters**

Day _____ **Date:** _____



My Observations:

Measurement:

_____ **centimeters**