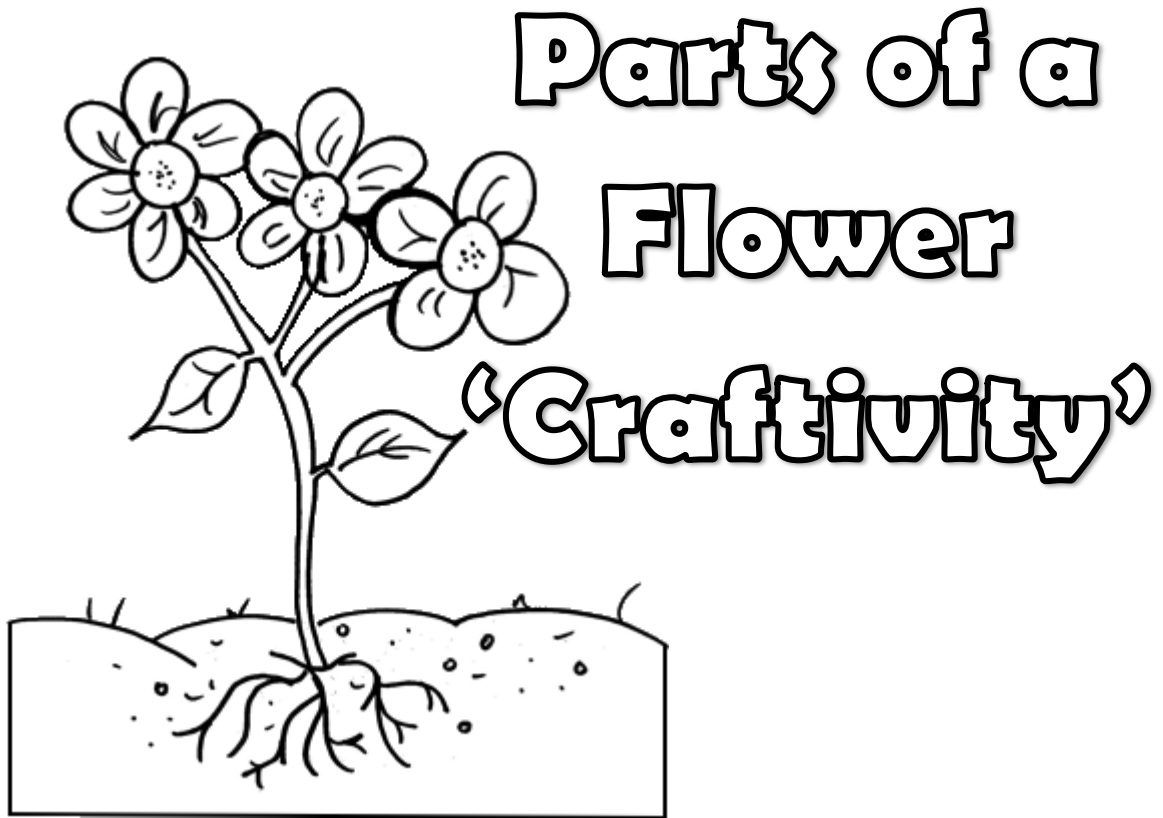




# Parts of a Flower 'Craftivity'





*The precepts of the Lord are right, giving joy to the heart.  
[Psalm 19:8]*

---

*Parts of a Flower Craftivity*

*Copyright © 2017 by Michelle Hubbard*

*[www.hubbardscupboard.org](http://www.hubbardscupboard.org) and [www.joyfulheartlearning.com](http://www.joyfulheartlearning.com)*

*Clipart from the following resources:*

*[Ketchin' Up with Miss Riley](#) and [Creative Clips](#)*

*and Clipart Copyright © Microsoft Corporation 1987-2001. All rights reserved.*

*This file is for personal and classroom use only. You may NOT host this file on your own or other sites, alter and/or sell this file, or use items from this file for sale or profit.*

*If you desire to share this material with others, please pass along this link:*

*<http://www.teachersnotebook.com/shop/joyfulheart>*

*Thank you!*



# Parts of a Flower 'Craftivity'

## Preparation


Print the word and definitions on regular copy paper. (page 4)

Print the parts of the flower (pages 5-7) on colored construction paper of your choice.

(If you prefer, you could use pages 8-9 to cut out tagboard tracers instead.)


**Each child will also need the following....**

1. a 9 by 1 ½ inch strip of green construction paper to form the stem
2. a small rectangle of brown construction paper to tear into strips for the roots
3. a 12 by 18 inch sheet of construction paper Fold in half lengthwise and pre cut the sections.  
*(I cut the middle slit first, followed by cutting the bottom section 2 more times and the top section just one more time so as to form sections of 2/6 (for the flower petals at the top), 1/6 for sepals, 1/6 for the leaf, 1/6 for the stem label, and 1/6 for the roots.)*





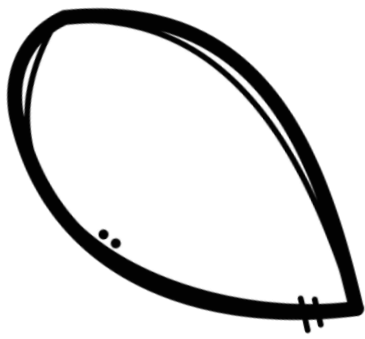
<b>petals</b>	<b>seeds</b>	<b>sepals</b>
<b>leaf</b>	<b>stem</b>	<b>roots</b>
attract pollinators (such as butterflies and bees)		
makes food from the sun		
get water from the soil		
carries water to all parts of the plant		
protect the flower as it is forming (when it is a bud) and support the petals when it is in bloom		
baby plants in protective coating		

petals




petals


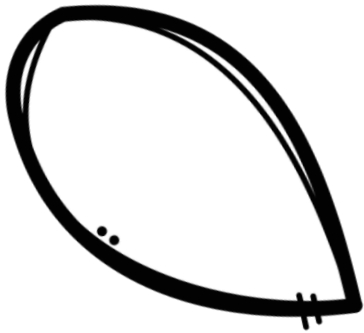





sepals



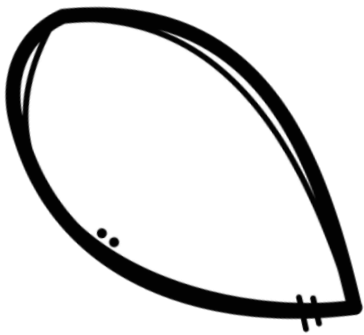
leaf




sepals




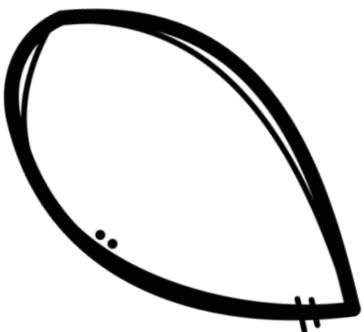
leaf




sepals



leaf




sepals




leaf


center (for seeds)




center (for seeds)




center (for seeds)




center (for seeds)




center (for seeds)




center (for seeds)




center (for seeds)




center (for seeds)




center (for seeds)



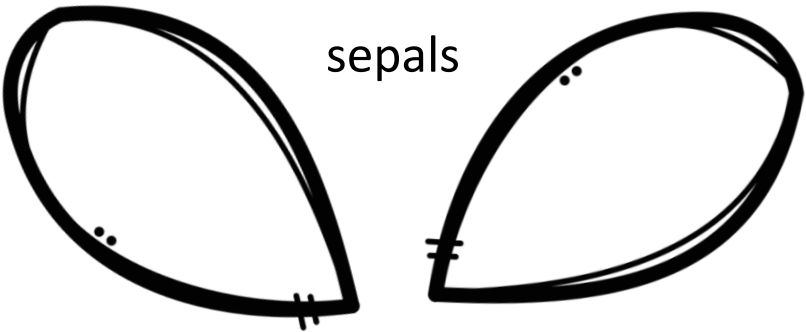
petals




center (for seeds)



sepals

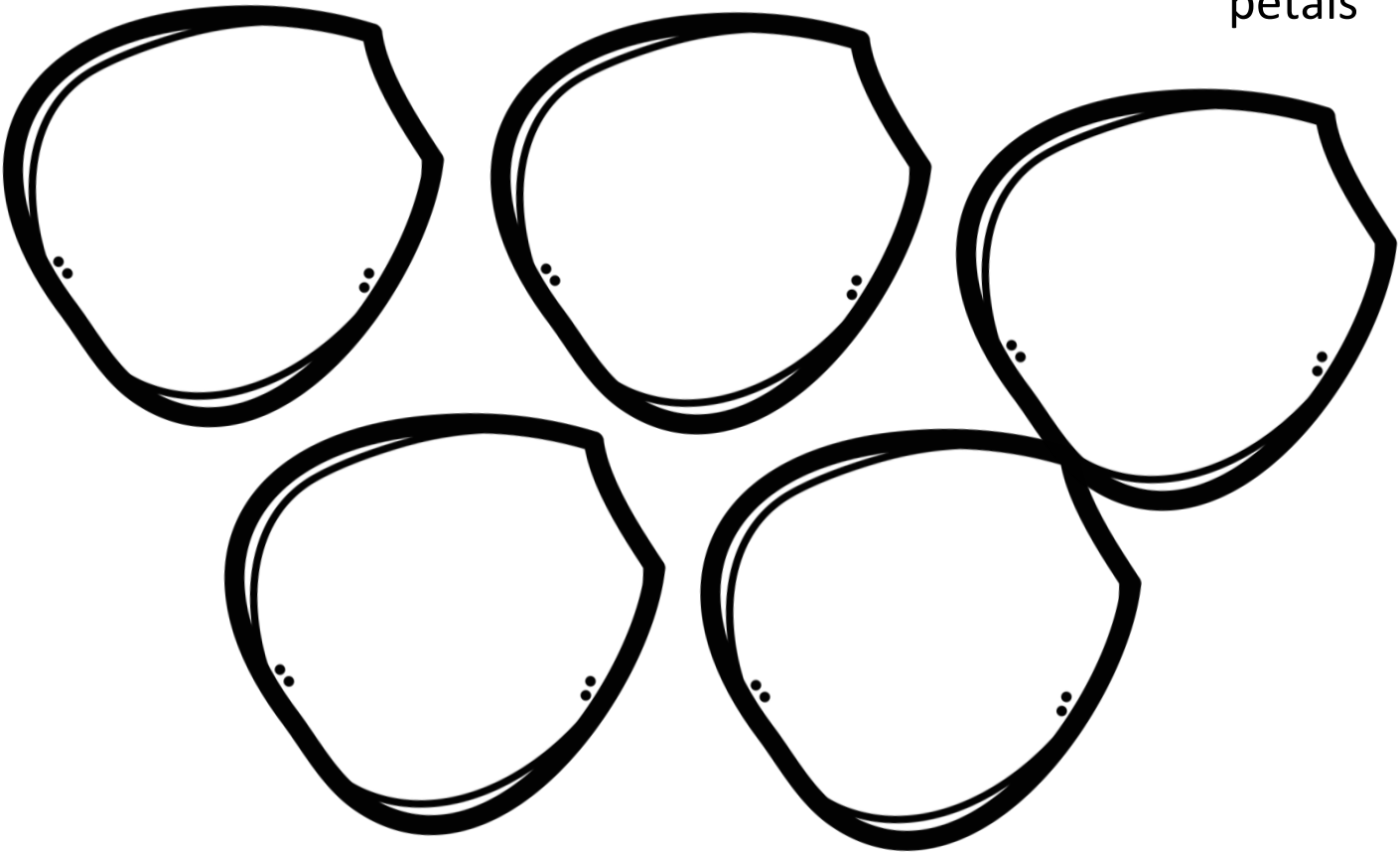


leaf







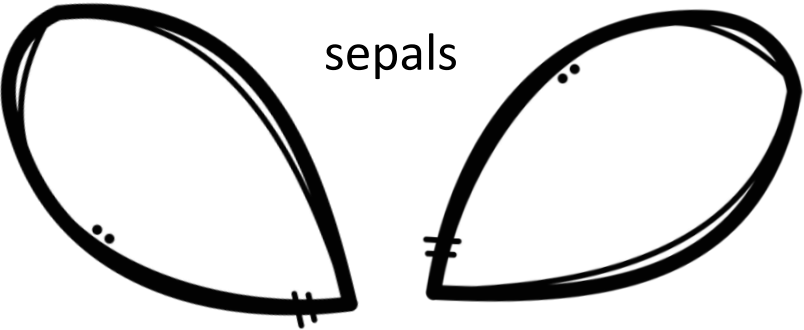
petals



center (for seeds)




sepals



leaf


**Thank You!**  
Thank you for choosing to use :




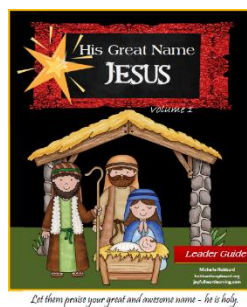

# Parts of a Flower 'Craftivity'

If you have enjoyed this resource, you may also like the other FREE lessons and printables that are available at [www.hubbardscupboard.org](http://www.hubbardscupboard.org), including Bible Memorization charts, preschool curriculum, story book lessons, printable booklets, copywork, and more!


We also have several other products available at our Joyful Heart Learning Teacher's Notebook shop [www.joyfulheartlearning.com](http://www.joyfulheartlearning.com) (some free and some for purchase).



[Joyful Heart Bible and Rhyme](#)  
[Preschool Curriculum](#)  
for 3-5 year olds



[Celebrating CHRISTmas](#) [His Great Name](#), and [Steps to the Cross \(Easter\)](#)  
Seasonal studies and craft ideas to help our children focus  
on the true meaning of these holidays!



[Word Family Word Work](#) , [CVC Word Work](#) , [Silent e Word Work](#) , [Vowel Team Word Work](#),  
[Joyful Heart Spelling Skills](#), and [Spelling through Scripture](#)

*Phonics and spelling that grow with your child!*

Feel free to drop by and connect with us on Facebook, as well!

<http://www.facebook.com/hubbardscupboard>

Thank you, again!  
Michelle