

Read it. Glue it. Write it.

Leaves Fall Down



New sight words: the

An Emergent Reader from www.hubbardscupboard.org © 2003

Read, Glue, and Write Version © 2008


Clipart Copyright © Microsoft Corporation 1987-2001. All rights reserved




This is the red leaf.



This is the yellow leaf.



This is the orange leaf.




This is the brown leaf.



Leaves fall down!

A large, empty rectangular box with a thin black border, intended for a drawing or illustration.

Three horizontal lines for handwriting practice: a solid top line, a dashed middle line, and a solid bottom line.



This is the rake.



This is the leaf pile.

Suggestions for how to use this booklet....

- 1) Have students read the sentences.
- 2) Then, have them cut and glue the sentences into the box on the correct page.
- 3) Then, use the line on each page to have students either practice writing the new sight word, one of the review sight words, or the entire sentence!

This is the red leaf.

This is the yellow leaf.

This is the orange leaf.

This is the brown leaf.

Leaves fall down!

This is the rake.

This is the leaf pile.